




1HZV RI ZKDW V KDSSHQLQJ DURXQG 0,00 9LHZ WKLV HPDLO LQ \RXU EURZV  
)HEUXDU\



+H\ HYHU\RQH  
 /RWV RI H[FLWLQJ WKLQJV 3K' VWXGHQW UHFHLYHV OF\*LO  
 ZD\ WKLW WHUPFKLQJ OHG6WDU \$ZDUG  
 ZHHNHQHE UXDU\\*UDGXDWHPDVPLQ &KVDSXEO LFDWLRQ HQWL  
 6WXGHQW 5HVHFWU miR-122 and Ago interactions with  
 DQBOHFWILRUQH[W \HDU the HCV genome alter the structure  
 FRXQFLO H)RQIRRUKH DG of the viral 5 terminus, VXEPLWWHG WR  
 )DFHERRN DOGH NHHS DQ H[KRQF\*LOO OHG6WDU SURJUDP  
 \RXU 0,\*6\$ H\$DLOTXHVWLRQV EHVQ FKRVHQLWRDUHF\*LOO  
 FDQ DOZDUHEWHG OHG6WDU \$ZDUG LQ UHFRJQLWLF  
 %HVW H[FHOHQW UHVHDFK VKH FDU  
 WKH )DFXOW\ RI OHGLFLQH  
 0,\*6\$



&RQQHFW ZLWK XV  
 /LNH RXU) DFHERRN H DQG IROORZ  
 XV RQLWRU UHJXODU XSGDWHV


/DE )HDWX\*UXHQKHLG /DE  
%UHQGDQ &RUGHLUR

:KDW LV WKH PDLQ IRFXV RI 'U  
 \*UXHQKHLG V /DE"  
 2XU ODE VWXGLHV KRWW SDWKRJHQ  
 LQWHUDFWLRQV LQ WKH JXW :H DUH  
 SDUWLFXODUO\ LQWHUHVWHG LQ  
 HQWHURKHPRUUKDJLF DQG  
 HQWHURSDWKRJHQLF (VFKHULFKLD FROL  
 DQG LQ &LWURGDQWHXP

LQIHFWRQ LQ PLFH DV D PRGHO IRU  
WKHVH LQLQFWLRQV :H  
VWXG\ ERWKULDO EDWVHV DQG  
YLUXOHQFH RI &LWUREDFWHU URGHQWLXP  
DV ZHOO DV WKH UHVSQRVH RI WKH  
JDVWURLQWVWRLQDOVWULD :H  
DUH DOVR LQWUHQVIRGH RI WKH  
JXW LQ 3DUNLQVRQ V GLVHDVH DQG  
&\VWLF )LEURVLV

:KDW LV WKH PDLQ IRFXV RI \RXU  
SURMHFW"  
O\ SURMHFW XVHV &LWUREDFWHU  
URGHQWLXPDLQDHWVWRQRV VWXG\  
G\VUHJXODWLFGRGGLWLYDWLRQ  
LQ WKH LQWHVWLQDO WUDFW RI &\VWLF  
)LEURVLV PLFH

:KDW LV \RXU IDYRXULWH KREE\ RU  
SDVWLPH RXWVLGH RI VFLHQFH "  
, ORYH D JRRG SXE TXL] ± P\ EHVW  
FDWHJRULVSKZRUHQHJJHU  
PRYLH TXRWHV



---

:DQW WR FRQWURXWVHDOQOLW%HPWHVH 6HQG LW  
9LVLW WKZHOVLOVH IRU WKH ODWHVW XSGDWHV  
9LHZ SUHYLRXV HGLWLRQV RI 0,00 1HZVOHWWHUV

7KLV HPDLO ~~ZDMPDHO~~ ~~SGR~~ HVV!!